

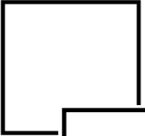


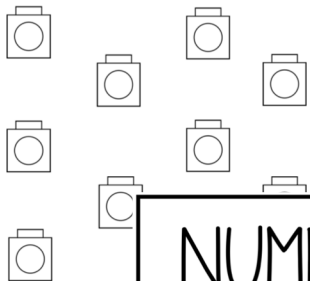
# NUMBER OF THE DAY-

3 versions 1-10, 1-20 or 1-30


## NUMBER OF THE DAY

Number before    Number

Colour it:








Tally



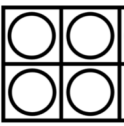
Write the

## NUMBER OF THE DAY








    

Numbers before Numbers after

Show c  
fr

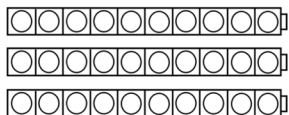


## NUMBER OF THE DAY

Numbers before Numbers after

Colour it:

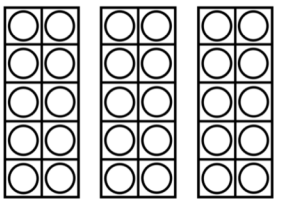


Tens	Ones

The number is:

**ODD**      **EVEN**

Show on the ten frames:



Tally it:




Write the word:

\_\_\_\_\_

Draw it:

Tally it:




Write the word:



\_\_\_\_\_

Draw it:

# NUMBER OF THE DAY




Number before



Number after

Colour it:

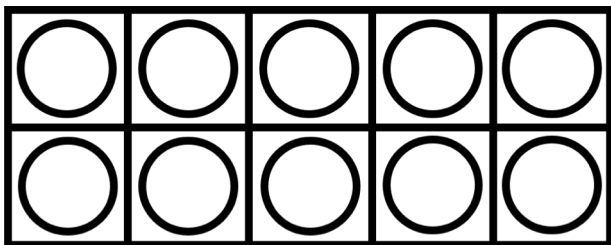


Tally it:

Write the word:

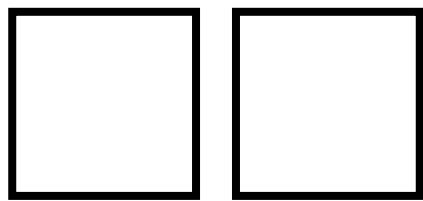


Show on the ten frame:

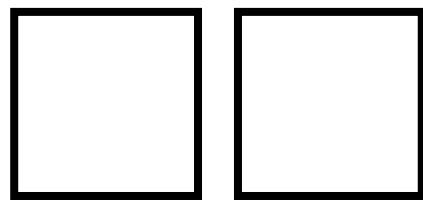



Draw it:

# NUMBER OF THE DAY



Numbers before



Numbers after

Colour it:



Tally it:

Write the word:

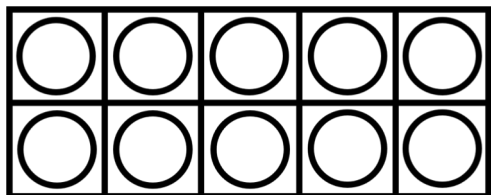
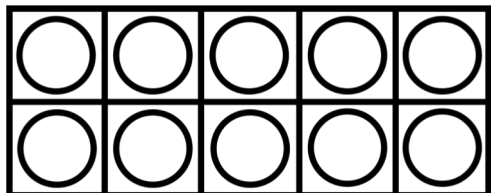


The number is:

ODD

EVEN

Show on the ten frames:




Draw it:

# NUMBER OF THE DAY

□	□	□
---	---	---

Numbers before



□	□	□
---	---	---

Numbers after

Colour it:

○	○	○	○	○	○	○	○	○	○	○
○	○	○	○	○	○	○	○	○	○	○
○	○	○	○	○	○	○	○	○	○	○

Tally it:

Tens

Ones

--	--

Write the word:

-----

The number is:

ODD

EVEN

Draw it:

Show on the ten frames:

○	○	○	○	○	○
○	○	○	○	○	○
○	○	○	○	○	○
○	○	○	○	○	○
○	○	○	○	○	○

# CVC & CCVC/CVCC

## Word Lists

### CVC WORDS

sat	pin	sip	pip
pat	sit	tap	pit
pan	tip	tin	tan
gig	gag	gap	man
mat	map	gas	
pig	nag	saç	
nip	nit	toç	
cot	hid	coç	
pop	rap	pal	
dad	hop	bac	
bit	ram	ruç	
dip	dim	din	
got	dig	rip	
dot	dog	bat	
log	dug	lap	
hut	big	lad	
ham	hop	sun	
him	sub	cut	

### VC/CV WORDS

at	in	it	am
on	if	up	

### CCVC/CVCC WORDS

pips	spin	pigs	spat
pans	camp	bolt	cost
slug	stop	clip	drum
mist	slid	lost	plum
blob	slap	trap	brag
smog	suds	tram	club
hand	sand	band	snap
blab	glum	crab	bond
belt	flag	swim	tent
went	nest	best	zest
test	swum	bend	bent
swim	swam	jump	west

# CVC WORDS

sat	pin	sip	pip
pat	sit	tap	pit
pan	tip	tin	tan
gig	gag	gap	man
mat	map	gas	tag
pig	nag	sag	nap
nip	nit	top	bus
cot	hid	cog	rib
pop	rap	pal	lip
dad	hop	bad	bib
bit	ram	rug	hat
dip	dim	din	did
got	dig	rip	not
dot	dog	bat	hog
log	dug	lap	rat
hut	big	lad	rot
ham	hop	sum	tub
him	sub	cub	but

# CVC WORDS

pit	hot	hug	mud
had	lot	bud	bug
cab	pot	bin	can
cop	cap	cat	tub
bag	bat	hum	run
mug	mum	sun	rim
rag	hit	bun	mop
gum	nut	cob	lit
zip	jam	yet	yes
van	kid	kit	get
yum	beg	met	pet
pen	peg	pen	men
kin	vet	zap	wet
ten	fin	jig	red
jet	fun	bet	fit
fig	fog	leg	jog
fat	vat	win	jug

# VC/CV WORDS

at	in	it	am
on	if	up	

# CCVC/CVCC WORDS

pips	spin	pigs	spat
pans	camp	bolt	cost
slug	stop	clip	drum
mist	slid	lost	plum
blob	slap	trap	brag
smog	suds	tram	club
hand	sand	band	snap
blab	glum	crab	bond
belt	flag	swim	tent
went	nest	best	zest
test	swum	bend	bent
swim	swam	jump	west



# Decodable Sentences & Sight Word Sentence Stems

## DECODABLE SENTENCES

I am a pig.

I was a man.

I was a pig.

I tap the pig.

The pig sat.

The man sat.

I pat the pig.

I am at the mat.

The bug can hop.

The dog was fat.

The rat is in the hut.

I like pigs in mud.

The cat is on the mat.

I sip from the hot mug.

## WORD SENTENCE STEMS

I can see a \_\_\_\_\_.

Look at the \_\_\_\_\_.

I am a \_\_\_\_\_.

I have a \_\_\_\_\_.

This is a \_\_\_\_\_.

That is the \_\_\_\_\_.

This is my \_\_\_\_\_.

I went to the \_\_\_\_\_.

Go to the \_\_\_\_\_.

I like \_\_\_\_\_.

I like to \_\_\_\_\_.

I love \_\_\_\_\_.

Here is a \_\_\_\_\_.

I will \_\_\_\_\_.

# DECODABLE SENTENCES

I am a pig.

I was a man.

I was a pig.

I tap the pig.

The pig sat.

The man sat.

I pat the pig.

I am at the mat.

The bug can hop.

The dog was fat.

The rat is in the hut.

I like pigs in mud.

The cat is on the mat.

I sip from the hot mug.

# DECODABLE SENTENCES

You are wet.

The red pin is for me.

The fun wig is for you.

She likes to have a nap.

Can you see the jet?

He naps in bed.

I swam in the hot sun.

Jump in the hot sand.

The plum is yum.

Look at the red jam.

She likes to run and jump.

I can hop to the dog.

The belt and vest are red.

The pin is in the bin.

# SIGHT WORD SENTENCE STEMS

I can see a \_\_\_\_\_.

Look at the \_\_\_\_\_.

I am a \_\_\_\_\_.

I have a \_\_\_\_\_.

This is a \_\_\_\_\_.

That is the \_\_\_\_\_.

This is my \_\_\_\_\_.

I went to the \_\_\_\_\_.

Go to the \_\_\_\_\_.

I like \_\_\_\_\_.

I like to \_\_\_\_\_.

I love \_\_\_\_\_.

Here is a \_\_\_\_\_.

I will \_\_\_\_\_.

# Draw the Word & Draw the Sentence

DRAW THE WORDS:


DRAW THE SENTENCES:


DRAW THE WORDS:


DRAW THE SENTENCES:

A large rectangular area divided into four horizontal sections for drawing sentences. The sections are empty, providing space for students to draw the sentences they have written.

# Tricky Sight Words

High frequency words that have irregular spellings

## TRICKY SIGHT WORDS

### Level 1

a	I	to	are
was	the	is	for
see	look	of	
you	she	me	
this	have	my	
we	what	day	
give	going	said	
says	do	once	
away	all	come	

## TRICKY SIGHT WORDS

### Level 2

one	live	there	more
could	people	want	girl
his	our	here	house
down	good	where	has
would	out	another	your
brother	her	two	were
sister	because	their	love
friend	first	half	done
trouble	double	busy	today
gone	great	enough	listen
whole	hour	height	break
buy	sure	prove	eye



# TRICKY SIGHT WORDS

## Level 1

a	I	to	are
was	the	is	for
see	look	of	like
you	she	me	he
this	have	my	no
we	what	day	play
give	going	said	they
says	do	once	very
away	all	come	today

# TRICKY SIGHT WORDS

## Level 2

one	live	there	more
could	people	want	girl
his	our	here	house
down	good	where	has
would	out	another	your
brother	her	two	were
sister	because	their	love
friend	first	half	done
trouble	double	busy	today
gone	great	enough	listen
whole	hour	height	break
buy	sure	prove	eye

# Say it Build it Write it

Use with decodable words or sight words



**SAY IT**

**BUILD IT**

**WRITE IT**





**SAY IT**

Blank rectangular box for writing.

**BUILD IT**

Large blank rectangular box for writing.

**WRITE IT**

Blank rectangular box for writing.



# Word Work Ideas

Use with decodable words or sight words

## WORD WORK IDEAS

<b>BLOCK WORDS</b> Write or stick letters onto blocks, then use them to build your words.	<b>FANCY WRITING</b> Write your words in fancy writing e.g. twirly writing, bubble writing, dotted, squiggle writing.	<b>BEAD WORDS</b> Write letters on beads and then thread your words onto string or pipe cleaners.	<b>SENSORY WRITING</b> Write your words in a tray of rice, sand, salt or sugar.
<b>ALPHABETICAL ORDER</b> Write your words in alphabetical order. Challenge- write them in reverse alphabetical order.	<b>DOT PAINT WORDS</b> Use a cotton bud or a paint brush to write your words by dotting each letter.	<b>LETTER COLLAGE</b> Cut out letters from newspapers and magazines and create your words.	<b>TRAIN TRACKS</b> Write your words on stickers and place on your train set. Say the words as the train rolls over them.
<b>MAGNETIC LETTERS</b> Make your words with magnetic letters.	<b>PLAYDOUGH</b> Make your words with playdough.	<b>LEGO WORDS</b> Make your words using pieces of lego to build each letter	<b>CHALK TALK</b> Write your words with chalk on an outside area or chalkboard.
<b>SECRET CODE</b> Create a code with pictures for each letter of the alphabet. Write your words in that code.	<b>WRITING TOOLS</b> Use as many different writing tools as you can to write your words e.g. pencil, crayon, texta, marker	<b>RAINBOW WRITE</b> Write your words with different colours. You might like to use different colours for each word, or each letter.	<b>WORD REVEAL</b> Write your words with white crayon, then use watercolour paint or textas to reveal your words.
<b>BEADS &amp; BUTTONS</b> Use small objects (like beads, buttons, gems) to make your words.	<b>PAPER WORDS</b> Tear up paper into little pieces then glue together to make your words.	<b>STICKER WORDS</b> Use small dot stickers or any other small stickers to make your words.	<b>MESSY WORDS</b> Use messy materials like slime or shaving cream to write your words in!
<b>MAKE A PUZZLE</b> Write your words and then cut then up into a puzzle. Then put back together.	<b>FIND A WORD</b> Make a find a word with your sight words.	<b>MEMORY/SNAP</b> Write your words twice onto flash cards. Use to play Memory or Snap.	<b>BINGO</b> Write your words onto Bingo boards and make some flash cards. Use to play Bingo.
<b>TARGET PRACTICE</b> Put your words onto targets and try to hit them with a ball or beanbag.	<b>SKITTLES</b> Put your words onto skittles and say the word as you knock them over.	<b>HIDDEN PICTURES</b> Draw a picture and hide your words inside the picture.	<b>WRONG HAND</b> Write your words with your non writing hand.

# WORD WORK IDEAS

## BLOCK WORDS

Write or stick letters onto blocks, then use them to build your words.

## FANCY WRITING

Write your words in fancy writing e.g. twirly writing, bubble writing, dotted, squiggle writing.

## BEAD WORDS

Write letters on beads and then thread your words onto string or pipe cleaners.

## SENSORY WRITING

Write your words in a tray of rice, sand, salt or sugar.

## ALPHABETICAL ORDER

Write your words in alphabetical order. Challenge- write them in reverse alphabetical order.

## DOT PAINT WORDS

Use a cotton bud or a paint brush to write your words by dotting each letter.

## LETTER COLLAGE

Cut out letters from newspapers and magazines and create your words.

## TRAIN TRACKS

Write your words on stickers and place on your train set. Say the words as the train rolls over them.

## MAGNETIC LETTERS.

Make your words with magnetic letters.

## PLAYDOUGH

Make your words with playdough.

## LEGO WORDS

Make your words using pieces of lego to build each letter

## CHALK TALK

Write your words with chalk on an outside area or chalkboard.

## SECRET CODE

Create a code with pictures for each letter of the alphabet. Write your words in that code.

## WRITING TOOLS

Use as many different writing tools as you can to write your words e.g. pencil, crayon, texta, marker

## RAINBOW WRITE

Write your words with different colours. You might like to use different colours for each word, or each letter.

## WORD REVEAL

Write your words with white crayon, then use watercolour paint or textas to reveal your words.

## BEADS & BUTTONS

Use small objects (like beads, buttons, gems) to make your words.

## PAPER WORDS

Tear up paper into little pieces then glue together to make your words.

## STICKER WORDS

Use small dot stickers or any other small stickers to make your words.

## MESSY WORDS

Use messy materials like slime or shaving cream to write your words in!

## MAKE A PUZZLE

Write your words and then cut them up into a puzzle. Then put back together.

## FIND A WORD

Make a find a word with your sight words.

## MEMORY/SNAP

Write your words twice onto flash cards. Use to play Memory or Snap.

## BINGO

Write your words onto Bingo boards and make some flash cards. Use to play Bingo.

## TARGET PRACTICE

Put your words onto targets and try to hit them with a ball or beanbag.

## SKITTLES

Put your words onto skittles and say the word as you knock them over.

## HIDDEN PICTURES

Draw a picture and hide your words inside the picture.

## WRONG HAND

Write your words with your non writing hand.

# Fine Motor Ideas

Just some of the ways that parents can be working on fine motor skills at home.

## FINE MOTOR ACTIVITIES

Spooning small items e.g. marbles, beads	Working with playdough- kneading, pushing, rolling, pulling.	Scissor practice- cutting straight, curved and zig zag lines.	Using tongs to pick up small items e.g. pom poms, buttons, dry pasta.
Threading beads onto shoe laces, pipe cleaners or spaghetti.	Pegging or clipping items to makeshift clotheslines.	Painting or tracing with water.	Lacing - into templates with holes or working with tying shoe laces.
Working with kinetic sand.	Cutting and pasting activities.	Manipulating and working with paper clips.	Creating things with rubber bands.
Using syringes with coloured water.	Placing toothpicks through small holes.	Hammer and screws or nuts and bolts activities.	Writing numbers or letters in rice, sand or salt.
Pricking holes with pins to make numbers, drawings etc.	Toilet Roll haircuts- draw faces and cut some hair.	Scrunching and gluing tissue paper and crepe paper to make artworks	Sorting small objects into empty egg cartons e.g. beads, pom poms
Picking up small objects with tweezers.	Buttoning and unbuttoning practice.	Paper tearing and creating artworks with the paper scraps.	Tracing activities- variety of dotted lines.


# FINE MOTOR ACTIVITIES

Spooning small items e.g. marbles, beads	Working with playdough- kneading, pushing, rolling, pulling.	Scissor practice- cutting straight, curved and zig zag lines.	Using tongs to pick up small items e.g. pom poms, buttons, dry pasta.
Threading beads onto shoe laces, pipe cleaners or spaghetti.	Pegging or clipping items to make shift clotheslines.	Painting or tracing with water.	Lacing - into templates with holes or working with tying shoe laces.
Working with kinetic sand.	Cutting and pasting activities.	Manipulating and working with paper clips.	Creating things with rubber bands.
Using syringes with coloured water.	Placing toothpicks through small holes.	Hammer and screws or nuts and bolts activities.	Writing numbers or letters in rice, sand or salt.
Pricking holes with pins to make numbers, drawings etc.	Toilet Roll haircuts- draw faces and cut some hair.	Scrunching and gluing tissue paper and crepe paper to make artworks	Sorting small objects into empty egg cartons e.g. beads, pom poms
Picking up small objects with tweezers.	Buttoning and unbuttoning practice.	Paper tearing and creating artworks with the paper scraps.	Tracing activities- variety of dotted lines.



# 15 WAYS TO STAY IN TOUCH WITH YOUR GRANDPARENTS

Write a letter to your grandparents and tell them the best three things about your week.



Ask your grandparents to choose a letter of the alphabet. Find as many objects as you can around the house that begin with that letter.



Write a story or poem and publish it with your very best illustrations. Send/email to your grandparents.



Ring your grandparents and ask them about their day.




Ask your grandparents to send you some of their childhood memories. Ring them to talk about what you've discovered.



Interview your grandparents over the phone or email to find out more about their lives.



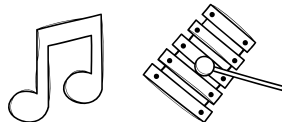
Create a short play. Once you are ready to perform, ask your parents to film and send to your grandparents.



Create a game for you to play with your grandparents. You could play over the phone or via video chat.



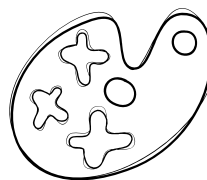
Rehearse a piece of music or a skill that you have been learning. Record your performance and send to your grandparents.




Create a list of your favourite jokes and ring your grandparents to tell them. Ask if they have any jokes to tell you.




Create an artwork especially for your grandparents. Send it to them or email them a photo of it.



Ask your grandparents to create a treasure hunt for you. *e.g. find something blue, something starting with c, something soft.*



Ask your grandparents to read you a story via video chat. You might like to read them a story too!




Draw a self portrait and/or a portrait of your grandparents and send it to them.



Send a message or post a note to tell your grandparents that you love them.




Create a collage of photos that contain memories of you and your grandparents. Send or email to them.



# 15 WAYS TO STAY IN TOUCH WITH YOUR GRANDPARENTS

Write a letter to your grandparents and tell them the best three things about your week.




Ask your grandparents to choose a letter of the alphabet. Find as many objects as you can around the house that begin with that letter.



Write a story or poem and publish it with your very best illustrations. Send/email to your grandparents.



Ring your grandparents and ask them about their day.



Ask your grandparents to send you some of their childhood memories. Talk about what you've discovered.



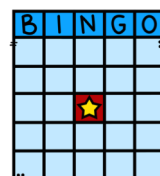
Interview your grandparents over the phone or email to find out more about their lives.



Create a short play. Once you are ready to perform, ask your parents to film and send to your grandparents.



Create a game for you to play with your grandparents. You could play over the phone or via video chat.



Rehearse a piece of music or a skill that you have been learning. Record your performance and send to your grandparents.



Create a list of your favourite jokes and ring your grandparents to tell them. Ask if they have any jokes to tell you.



Create an artwork especially for your grandparents. Send it to them or email them a photo of it.



Ask your grandparents to create a treasure hunt for you. *e.g. find something blue, something starting with c, something soft.*



Ask your grandparents to read you a story via video chat. You might like to read them a story too!




Draw a self portrait and/or a portrait of your grandparents and send it to them.



Send a message or post a note to tell your grandparents that you love them.







Create a collage of photos that contain memories of you and your grandparents. Send or email to them.



# Sentence Editing Checklists






2 Versions- individual posters for each aspect can be downloaded in the freebie on my Tpt.

## Super Sentence Checklist

-  My sentence is a **COMPLETE THOUGHT**.
-  It starts with a **CAPITAL LETTER**.
-  It has **END PUNCTUATION**.
-  There are **SPACES** between my words.


www.teachingbytheheart.com

## Super Sentence Checklist

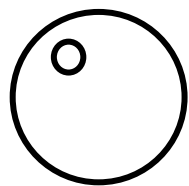
-  My sentence is a **COMPLETE THOUGHT**.
-  It starts with a **CAPITAL LETTER**.
-  It has **END PUNCTUATION**.
-  There are **SPACES** between words.
-  My sentence has **WOW WORDS**.

www.teachingbytheheart.com


# Super Sentence Checklist



My sentence is a **COMPLETE THOUGHT**.



It starts with a **CAPITAL LETTER**.




It has **END PUNCTUATION**.

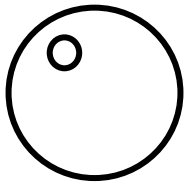


There are **SPACES** between my words.


# Super Sentence Checklist



My sentence is a **COMPLETE THOUGHT**.




It starts with a **CAPITAL LETTER**.



It has **END PUNCTUATION**.



There are **SPACES** between words.



My sentence has **WOW WORDS**.

Where to find more  
resources or online  
learning websites- next  
few pages.

# RECOMMENDATIONS FOR Finding More Resources

## Teach Starter

Teach Starter are offering a month free membership. In addition, they have Home Learning Packs for every grade.

They will also be sharing NEW Learning from Home packs every week- made available every Sunday for FREE!

You can find them here: [www.teachstarter.com](http://www.teachstarter.com)



**TEACHING RESOURCE**  
Year 1 School Closure - Learning From Home Pack

A collection of age-appropriate, Year 1 teaching resources and activities for parents to use with...

95 pages Year: 1



**TEACHING RESOURCE**  
Year 2 School Closure - Learning From Home Pack

A collection of age-appropriate, Year 2 teaching resources and activities for parents to use with...

95 pages Year: 2



**TEACHING RESOURCE**  
Foundation/Prep School Closure - Learning From Home Pack

A collection of age-appropriate, Foundation/Prep teaching resources and activities for parents to use with...

94 pages Year: F



### COVID-19 FURTHER SUPPORT

To complement the One Month Free Access and the Learning from Home Packs we have available, our team has developed a Learning Continuity Plan that will be actioned in the event of nationwide school closures.

We are sharing this plan to ensure that teachers and parents have a clear understanding as to how @teachstarter will be there to support learning from home and to alleviate some of the challenges teachers, parents and students may face.

We commit to providing NEW weekly Learning from Home packs for each year level, made available every Sunday for FREE!

## NSW Department of Education Website

The DET has released sample weekly plans for every Stage. This includes both online and offline versions.

You can find them here: <https://education.nsw.gov.au/teaching-and-learning/curriculum/learning-from-home/teaching-and-learning-resources/k-6-resources>

Early Stage 1

A one-week program of activities suitable for teaching online - [Early Stage 1 online sample \(DOCX\)](#)

A one-week program of learning activities suitable for non-digital delivery - [Early Stage 1 offline sample \(DOCX\)](#)

	Monday	Tuesday	Wednesday	Thursday	Friday
	English activity in your workbook.	Verbally describe one of the characters to your parent/carer. What do they look like? What do they do? What do they like/dislike? Draw this character in your workbook and label or write about them. Add lots of detail.	Toys		you recommend/recommend this story to your school friends? Complete Friday's English activity in your workbook
Break	Break	Break	Break	Break	Break
Middle	<b>Mathematics</b> Ask someone to help you collect 20 objects. Practise counting your collection, forwards and backwards. You could even try starting from different numbers (for example, start with 5 objects and keep counting). Count how many steps it takes to get from your bedroom to the kitchen and back. Play a board game with a family member, for example snakes and ladders.	<b>Mathematics</b> Number hunt: what numbers can you find in your house? Can you find all the numbers from zero to twenty? Try writing these numbers in your scrapbook, for example the numbers on a remote control or a clock. Can you find numbers on shoes, on food in the cupboard or in the fridge? Collect your favourite toys, books or LEGO. Sort them into different categories. How did you choose to sort them? Is	<b>Mathematics</b> Practise cutting a piece of paper in half. How do you know the parts are equal? Is there another way you can make half? When you are making your lunch today, practise counting and sharing items. For example, can you cut your sandwich in half? Can you count out scoops of rice for each person? Can you share an apple with a family member, so each person gets the same amount to eat?	<b>Mathematics</b> Shape hunt: What shapes can you find in your house? Draw a picture out of these shapes. Describe your picture to a family member and ask them to help you write down the names of the shapes. Choose some objects in your house. Order them from shortest to longest.	<b>Mathematics</b> Collect some blocks, pencils, pens, dried pasta, dried beans, etc. Make a repeating pattern. Draw your pattern in your workbook. Describe your pattern to a family member. Can you make another pattern using the same material? Draw your second pattern. Choose one of your objects for example, a block and use it to measure things in your house. For example,

# RECOMMENDATIONS FOR Finding More Resources

## Rainbow Sky Creations

They have created Home Learning Packs for Years 1 & 2, which may have some resources suitable for Prep/Kindergarten students. They also have a fantastic freebie to encourage students to bond with their families while at home.

You can find them here:

<https://www.teacherspayteachers.com/Product/Fun-Family-Timetable-of-Activities-Free-Resource-Homework-Idea-5325616>



## Top Teacher

Top Teacher have Powerpoint warm ups for literacy and numeracy that are aligned to the Australian curriculum- You do need to have an ultimate membership to access them, but they also have stacks of hands on learning activities, games and worksheets that definitely make them worth subscribing to as an early years teacher! They have also added a stack of free resources to support home learning!

You can find them here:

<https://www.topteacher.com.au/>

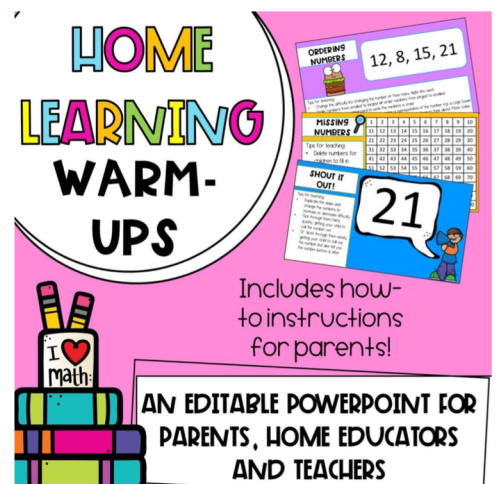


## Mrs Chalmers Cherubs

Julia at Mrs Chalmers Cherubs has been busy creating a FREE editable warm ups Powerpoint that is specific for home learning. It includes how to instructions for parents.

You can find it here:

<https://www.teacherspayteachers.com/Product/At-Home-Match-Warm-ups-Distance-Learning-Resource-5338739>





# RECOMMENDATIONS FOR Finding More Resources

## PLAY IDEAS FOR EARLY LEARNERS

This is a fantastic FREE resource from Mrs Edgars Class. There are HEAPS of play ideas for early learners- an amazing resource, regardless of whether or not schools are closed!

<https://www.teacherspayteachers.com/Product/Play-Ideas-for-Early-Learners-5339315>



## WUSHKA- DIGITAL HOME READERS

Wushka is a cloud-based digital reading program by Modern Teaching Aids, carefully levelled to support students who are learning to read. MTA are offering full, no-cost access to their digital reading program for K-6 with over 650 levelled digital books, supporting activities and reading management system until June 30. There is no subscription fee, student fee or student limits, and the the MTA team are ready to support speedy set up and training via webinar, video and virtual meetings.

Sign up at <http://wushka.com.au/>



## TWINKL

Twinkl are another amazing website who is offering support to teachers at this time. You can access a one month Ultimate membership!

Just go to [www.twinkl.co.uk/offer](http://www.twinkl.co.uk/offer) and enter the code AUSTRCODE



# RECOMMENDATIONS FOR Online Home Learning

## Phonics Hero

I highly recommend taking up Phonic Hero's offer of a month subscription for all children-students can then access a huge range of interactive phonics and sight word activities across K-2.

More info can be found here:

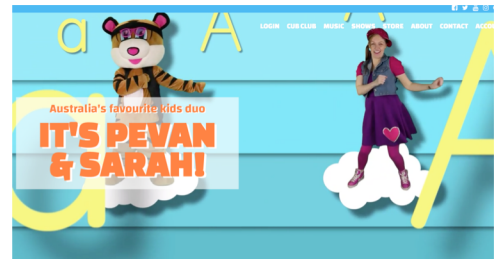
<https://www.phonicshero.com/coronavirus-support/>



## Pevan & Sarah

Pevan & Sarah are kindly offering a month's free subscription to their Cub Club. There are lots of fantastic learning videos. In particular, "Get Your Finger Out" is great for building number knowledge.

[www.pevanandsarah.com](http://www.pevanandsarah.com)



## Reading Eggs

Students will need a subscription to this, but not only will it give them access to lots of phonics lessons, but they can access thousands of levelled readers in the Reading Eggspress library section. You may need to give parents directions about how to set the reading age parameters.

[www.readingeggs.com](http://www.readingeggs.com)



## Mathletics

Another subscription website, but full of interactive activities to get kids practising a huge range of maths topics. You can set individual tasks based on the topics you are meant to be covering at school that week.


[www.mathletics.com/au/](http://www.mathletics.com/au/)



# Online Home Learning


## OTHER ONLINE LEARNING WEBSITES

- [www.Skoolbo.com.au](http://www.Skoolbo.com.au)- this also offers a free 30 day trial. But, they are now offering a 12 month family subscription for \$20 instead of \$119.95! I have used Skoolbo in the past and it's got lots of great literacy and numeracy interactive games. The good thing about Skoolbo is that it tailors the questions as students answer correctly or incorrectly.
- [www.abcya.com](http://www.abcya.com) - stacks of interactive maths, STEM and reading games, sorted by grade.
- [www.starfall.com](http://www.starfall.com)- loads of videos about letters and sounds, sorted by grade.
- [www.letterschool.org](http://www.letterschool.org) - FREE app to practice writing letters and numbers.
- <https://jr.brainpop.com/> An educational website with lots of videos to explain a huge range of concepts. It is free for 30 days.
- <https://www.arcademics.com> - lots of maths and language games.
- Scholastic- There are LOADS of "learning journeys" with activities based around a wide range of stories.  
<https://classroommagazines.scholastic.com/support/learnathome.html>



## STORIES ONLINE



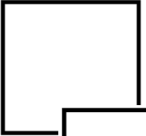
- [www.vooks.com](http://www.vooks.com) - books brought to life (free for one month)
- [www.storylineonline.net](http://www.storylineonline.net) - stories read by famous people











# NUMBER OF THE DAY-

3 versions 1-10, 1-20 or 1-30

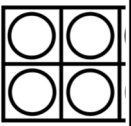







**NUMBER OF THE DAY**

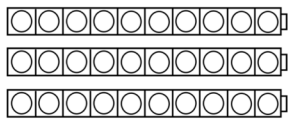

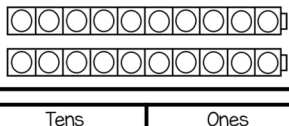
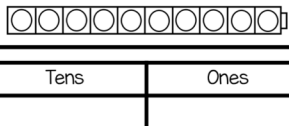


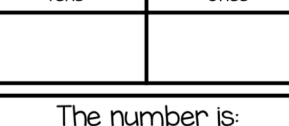
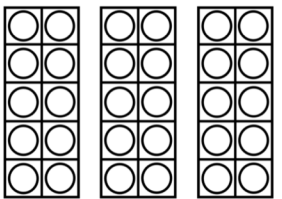
Number before    Number


**NUMBER OF THE DAY**

Colour it:  Tally   
 Write the   
 Numbers before  Numbers after  

**NUMBER OF THE DAY**

Show c  
fr         Numbers after

Colour it:  Tally it:   
 Write the word: \_\_\_\_\_  
 Tens Ones   
 The number is: **ODD** **EVEN** Draw it: \_\_\_\_\_  
 Show on the ten frames:  \_\_\_\_\_

Tally it:   
Write the word: \_\_\_\_\_  
Draw it: \_\_\_\_\_

Where to find more  
resources or online  
learning websites- next  
few pages.

# RECOMMENDATIONS FOR Finding More Resources

## Teach Starter

Teach Starter are offering a month free membership. In addition, they have Home Learning Packs for every grade.

They will also be sharing NEW Learning from Home packs every week- made available every Sunday for FREE!

You can find them here: [www.teachstarter.com](http://www.teachstarter.com)



**TEACHING RESOURCE**  
**Year 1 School Closure - Learning From Home Pack**  
 A collection of age-appropriate, Year 1 teaching resources and activities for parents to use with...

95 pages Year: 1



**TEACHING RESOURCE**  
**Year 2 School Closure - Learning From Home Pack**  
 A collection of age-appropriate, Year 2 teaching resources and activities for parents to use with...

95 pages Year: 2



**TEACHING RESOURCE**  
**Foundation/Prep School Closure - Learning From Home Pack**  
 A collection of age-appropriate, Foundation/Prep teaching resources and activities for parents to use with...

94 pages Year: F



### COVID-19 FURTHER SUPPORT

To complement the One Month Free Access and the Learning from Home Packs we have available, our team has developed a Learning Continuity Plan that will be actioned in the event of nationwide school closures.

We are sharing this plan to ensure that teachers and parents have a clear understanding as to how @teachstarter will be there to support learning from home and to alleviate some of the challenges teachers, parents and students may face.

We commit to providing NEW weekly Learning from Home packs for each year level, made available every Sunday for FREE!

## NSW Department of Education Website

The DET has released sample weekly plans for every Stage. This includes both online and offline versions.

You can find them here: <https://education.nsw.gov.au/teaching-and-learning/curriculum/learning-from-home/teaching-and-learning-resources/k-6-resources>

Early Stage 1

A one-week program of activities suitable for teaching online - [Early Stage 1 online sample \(DOCX\)](#)

A one-week program of learning activities suitable for non-digital delivery - [Early Stage 1 offline sample \(DOCX\)](#)

	Monday	Tuesday	Wednesday	Thursday	Friday
	English activity in your workbook.	Verbally describe one of the characters to your parent/carer. What do they look like? What do they do? What do they like/dislike? Draw this character in your workbook and label or write about them. Add lots of detail.	Toys		you recommend/recommend this story to your school friends? Complete Friday's English activity in your workbook.
Break	Break	Break	Break	Break	Break
Middle	<b>Mathematics</b> Ask someone to help you collect 20 objects. Practise counting your collection, forwards and backwards. You could even try starting from different numbers (for example, start with 5 objects and keep counting). Count how many steps it takes to get from your bedroom to the kitchen and back. Play a board game with a family member, for example snakes and ladders.	<b>Mathematics</b> Number hunt: what numbers can you find in your house? Can you find all the numbers from zero to twenty? Try writing these numbers in your scrapbook, for example the numbers on a remote control or a clock. Can you find numbers on shoes, on food in the cupboard or in the fridge? Collect your favourite toys, books or LEGO. Sort them into different categories. How did you choose to sort them? Is	<b>Mathematics</b> Practise cutting a piece of paper in half. How do you know the parts are equal? Is there another way you can make half? When you are making your lunch today, practise counting and sharing items. For example, can you cut your sandwich in half? Can you count out scoops of rice for each person? Can you share an apple with a family member, so each person gets the same amount to eat?	<b>Mathematics</b> Shape hunt: What shapes can you find in your house? Draw a picture out of these shapes. Describe your picture to a family member and ask them to help you write down the names of the shapes. Choose some objects in your house. Order them from shortest to longest.	<b>Mathematics</b> Collect some blocks, pencils, pens, dried pasta, dried beans, etc. Make a repeating pattern. Draw your pattern in your workbook. Describe your pattern to a family member. Can you make another pattern using the same material? Draw your second pattern. Choose one of your objects for example, a block and use it to measure things in your house. For example,

# RECOMMENDATIONS FOR Finding More Resources

## Rainbow Sky Creations

They have created Home Learning Packs for Years 1 & 2, which may have some resources suitable for Prep/Kindergarten students. They also have a fantastic freebie to encourage students to bond with their families while at home.

You can find them here:

<https://www.teacherspayteachers.com/Product/Fun-Family-Timetable-of-Activities-Free-Resource-Homework-Idea-5325616>



## Top Teacher

Top Teacher have Powerpoint warm ups for literacy and numeracy that are aligned to the Australian curriculum- You do need to have an ultimate membership to access them, but they also have stacks of hands on learning activities, games and worksheets that definitely make them worth subscribing to as an early years teacher! They have also added a stack of free resources to support home learning!

You can find them here:

<https://www.topteacher.com.au/>

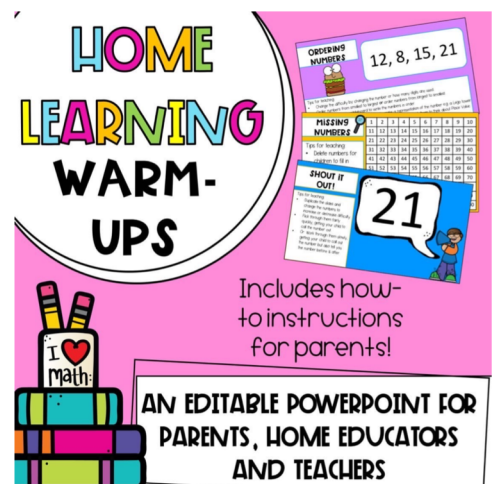


## Mrs Chalmers Cherubs

Julia at Mrs Chalmers Cherubs has been busy creating a FREE editable warm ups Powerpoint that is specific for home learning. It includes how to instructions for parents.

You can find it here:

<https://www.teacherspayteachers.com/Product/At-Home-Match-Warm-ups-Distance-Learning-Resource-5338739>



# Online Home Learning

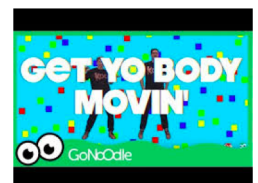
## YOUTUBE

- Alphablocks- these are FANTASTIC for consolidating phonics knowledge- identifying sounds and blending them together.
  - [https://www.youtube.com/channel/UC\\_qs3c0ehDvZkbiEbQj6Drg](https://www.youtube.com/channel/UC_qs3c0ehDvZkbiEbQj6Drg)
- Number Blocks- by the same people as Alphablocks. Another fantastic treasure trove of videos for maths concepts.
  - <https://www.youtube.com/channel/UCPlwvN0w4qFSPIFIALB92w>
- Jack Hartmann Kids Music Channel- loads of active songs to practise and consolidate an enormous range of concepts.
  - <https://www.youtube.com/user/JackHartmann>
- Harry Kindergarten- loads of songs to practise early learning.
  - <https://www.youtube.com/user/HarryKindergarten>
- The Learning Station- lots of fun brain break songs and songs to practise early learning concepts.
  - <https://www.youtube.com/user/TheLearningStation>
- Art Hub for Kids- my favourite art website. STOCKED full of amazing directed drawings. You will be amazed at the results!



## GETTING KIDS ACTIVE

- [www.gonoodle.com](http://www.gonoodle.com)- movement and mindfulness lesson videos that are great for lesson breaks. They are designed by educators and you can sign up for free!!
- <https://www.cosmickids.com/>- interactive yoga stories.





# Online Home Learning

## YOUTUBE

- Alphablocks- these are FANTASTIC for consolidating phonics knowledge- identifying sounds and blending them together.
  - [https://www.youtube.com/channel/UC\\_qs3c0ehDvZkbiEbQj6Drg](https://www.youtube.com/channel/UC_qs3c0ehDvZkbiEbQj6Drg)
- Number Blocks- by the same people as Alphablocks. Another fantastic treasure trove of videos for maths concepts.
  - <https://www.youtube.com/channel/UCPlwvN0w4qFSPIFIALB92w>
- Jack Hartmann Kids Music Channel- loads of active songs to practise and consolidate an enormous range of concepts.
  - <https://www.youtube.com/user/JackHartmann>
- Harry Kindergarten- loads of songs to practise early learning.
  - <https://www.youtube.com/user/HarryKindergarten>
- The Learning Station- lots of fun brain break songs and songs to practise early learning concepts.
  - <https://www.youtube.com/user/TheLearningStation>
- Art Hub for Kids- my favourite art website. STOCKED full of amazing directed drawings. You will be amazed at the results!



## GETTING KIDS ACTIVE

- [www.gonoodle.com](http://www.gonoodle.com)- movement and mindfulness lesson videos that are great for lesson breaks. They are designed by educators and you can sign up for free!!
- <https://www.cosmickids.com/>- interactive yoga stories.

